

## 2 - Configuring the EV Charger

< EV Device

### Device Details

Name: WattPilot

ID: 0000-0001-00

### Settings

Name \*

WattPilot

Phases \*

1

Connectors \*

1

Current Limit (A) \*

32

Scroll  
down

### Setup Information

Full URL:

wss://ocpp0.edde.world/ocpp16/0000-0001-00



Base URL: wss://ocpp0.edde.world/ocpp16



OCPP ID: 0000-0001-00



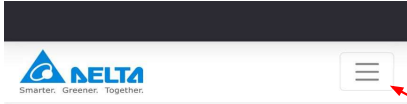
The Delta AC Max needs these values.

### Other Actions

Remove Device >

 Update Device

## 2 - Configuring the EV Charger... continued

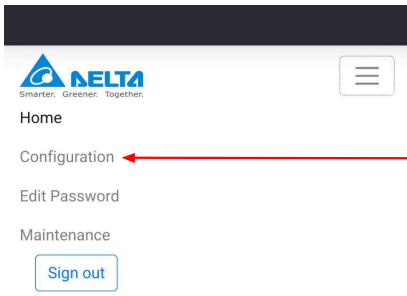


Log into the Delta AC Max.

### Information



Tap on the hamburger button.



Tap on **Configuration**.



Model Name : EIAW-E22KTSE5A04

Serial Number : JVE222802179WE

Ethernet MAC address : 94:a9:a8:8f:f7:65



## 2 - Configuring the EV Charger... continued



### Configuration



Scroll down



- Operating without OCPP Central System
- Operating with OCPP Central System
- One-Touch Setting with OCPP Central System

Charge Box ID

0000-0001-01

Server URL

wss://ocpp0.edde.world/ocpp16

OCPP Version

OCPP 1.6J-Security

HTTPBasicAuthEnable

Disable

Online Policy

Plug and Charge

Offline Policy

Plug and Charge

Cold Load Pickup

Enable

Max Charging Current(A)

20

System Time

2024/08/12-05:43:08

Communication  Ethernet  Wifi

Cellular

SSID

Select **Operating with OCPP Central System**

Set **Charge Box ID** to the OCPP ID you copied from the Configurator

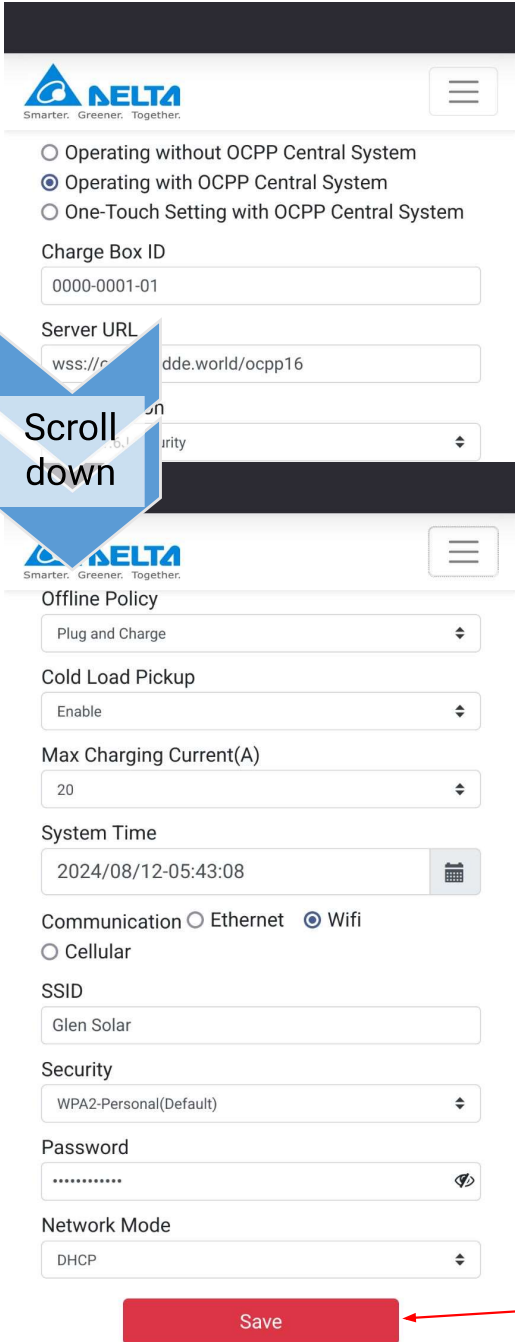
Set **Server URL** to the Base URL you copied from the Configurator

Set **OCPP Version** to **OCPP 1.6J-Security**

Set **HTTPBasicAuthEnable** to **Disable**

Set **Online Policy** and **Offline Policy** to **Plug and Charge**

## 2 - Configuring the EV Charger... continued



**DELTA**  
Smarter. Greener. Together.

Operating without OCPP Central System  
 Operating with OCPP Central System  
 One-Touch Setting with OCPP Central System

Charge Box ID  
0000-0001-01

Server URL  
wss://c...dde.world/ocpp16

Security

**DELTA**  
Smarter. Greener. Together.

Offline Policy  
Plug and Charge

Cold Load Pickup  
Enable

Max Charging Current(A)  
20

System Time  
2024/08/12-05:43:08

Communication  Ethernet  Wifi  
 Cellular

SSID  
Glen Solar

Security  
WPA2-Personal(Default)

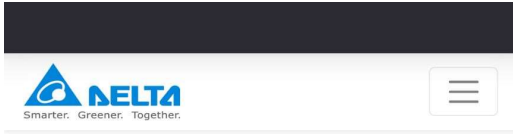
Password  
.....

Network Mode  
DHCP

Save

Tap **Save**

## 2 - Configuring the EV Charger... continued



### OCPP:

Charge Box ID:0000-0001-01  
OCPP Version:3  
Server URL:wss://ocpp0.edde.world/ocpp16  
Communication:WIFI  
OCPP mode:1  
Online Policy:1  
Offline Policy:1  
HTTPBasicAuthEnable:0  
AuthorizationKey:1234

### Charging Function:

Max Charging Current(A):20  
Cold Load Pickup:1

### System Time:

System Time:2024/08/12-05:43:08

### WiFi:

SSID:Glen Solar  
Security:0  
Password:calmonion648  
Network Mode:0

**Tap Confirmed and Restart  
Charger**



The EV charger will take about  
a minute to connect to  
**EDDEworld** after it restarts.